

Image not found

https://sites.msudenver.edu/tpswesternregion/wp-content/uploads/sites/476/2021/11/tps_logo-1.png

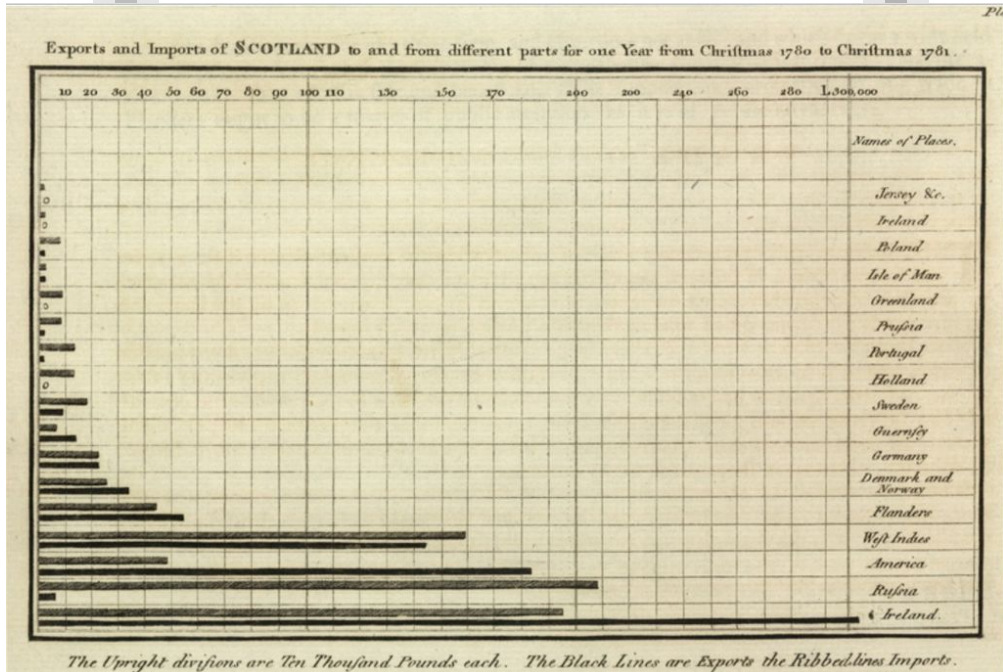
ALBUM PRIMARY SOURCES AND PICTURE BOOKS: LINES, BARS AND CIRCLES: HOW WILLIAM PLAYFAIR INVENTED GRAPHS BY HELAINE BECKER

Album Description

A curated set of sources to accompany the picture book *Lines, Bars and Circles: How William Playfair Invented Graphs*

bestof

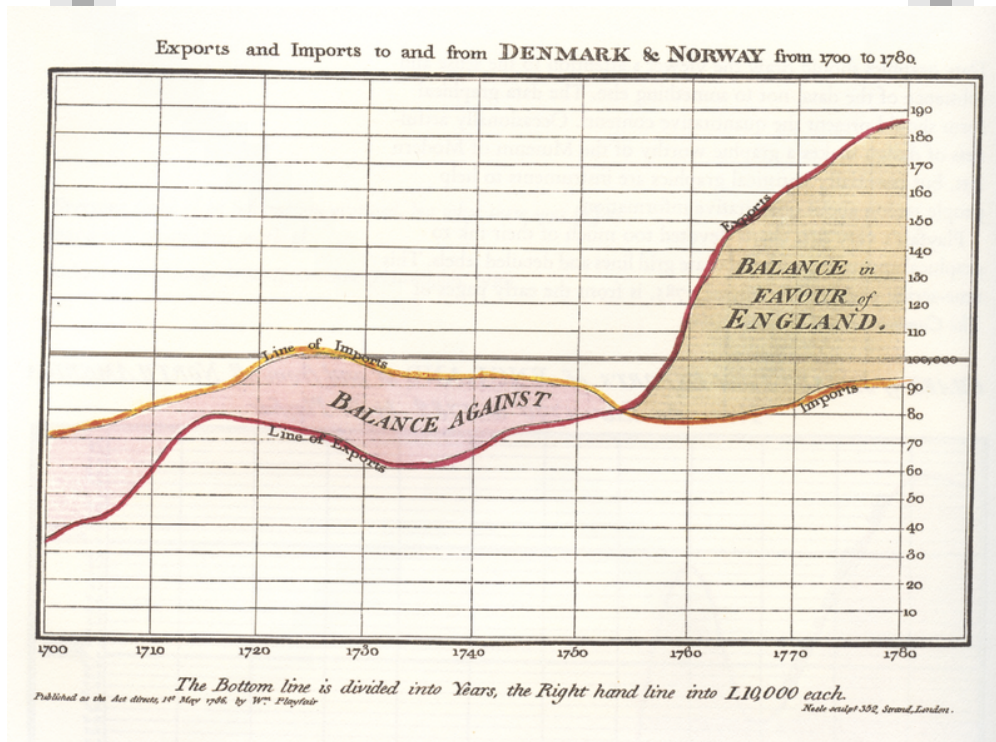
EXPORTS AND IMPORTS OF SCOTLAND TO AND FROM DIFFERENT PARTS FOR ONE YEAR FROM CHRISTMAS 1780 TO CHRISTMAS 1781



Reference Link:

https://commons.wikimedia.org/wiki/William_Playfair#/media/File:1786_Playfair_-_Exports_and_Imports_of_Scotland_to_and_from_different_parts_for_one_Year_from_Christmas_1780_to_Christmas_1781

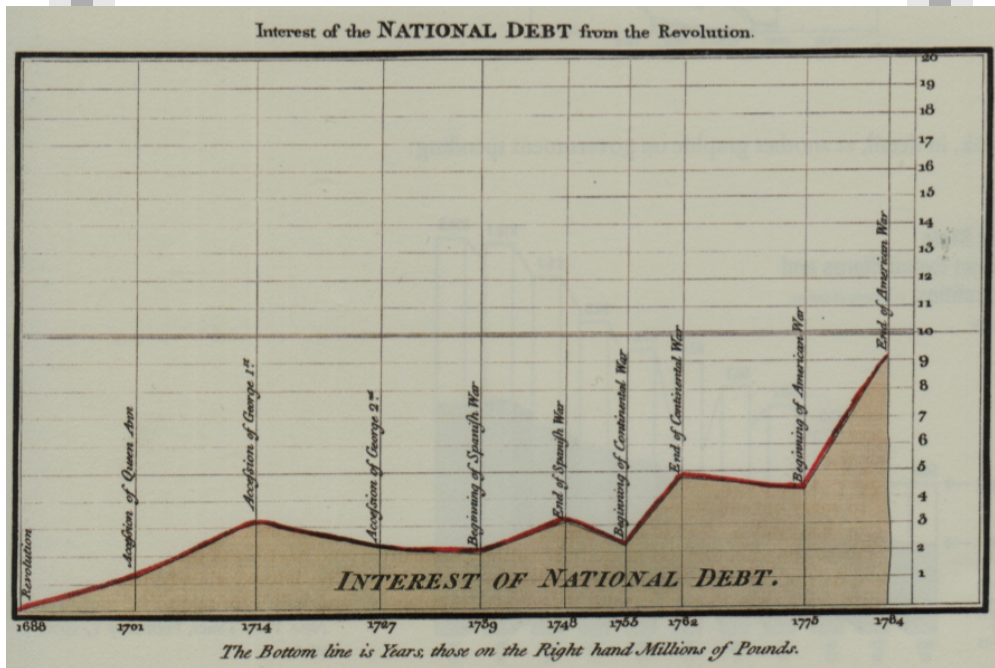
TIME SERIES GRAPH OF TRADE BALANCES



Reference Link:

https://commons.wikimedia.org/wiki/William_Playfair#/media/File:Playfair_TimeSeries.png

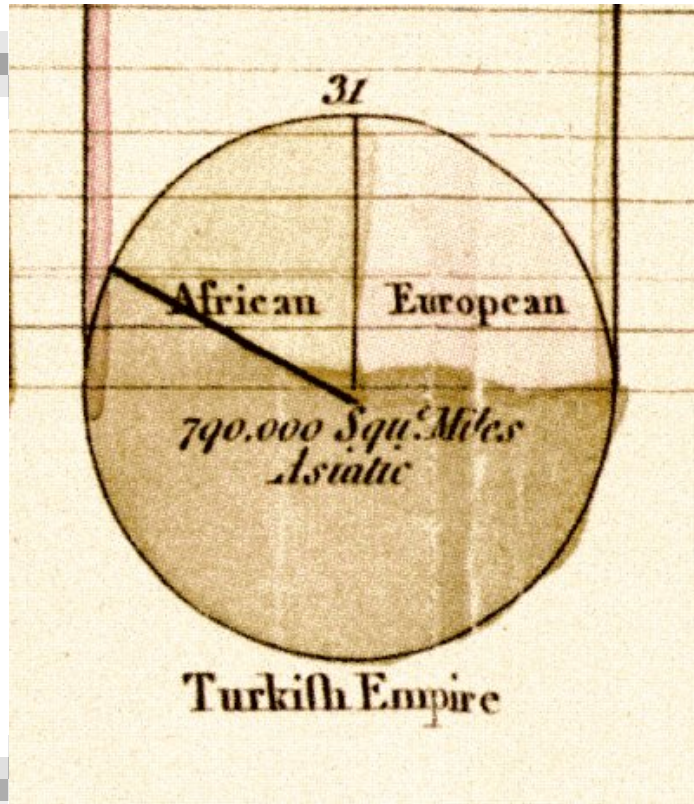
INTEREST OF THE BRITISH NATIONAL DEBT IN THE 18TH CENTURY



Reference Link:

https://commons.wikimedia.org/wiki/William_Playfair#/media/File:Playfair_interest_national_debt.png

PIE CHART FROM PLAYFAIR'S "STATISTICAL BREVIARY"

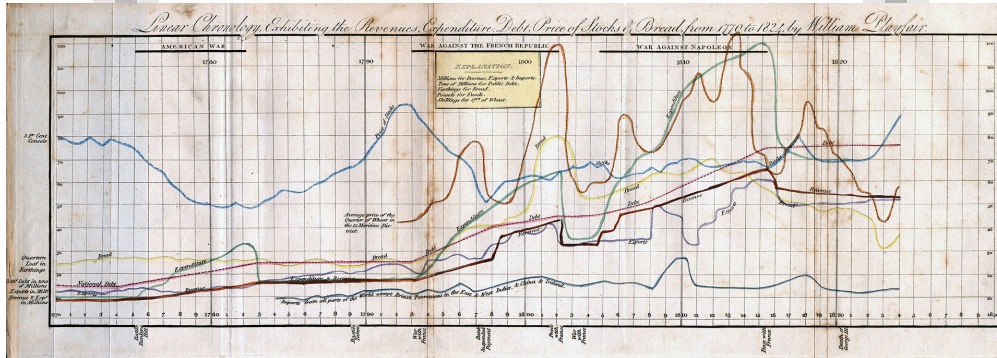


Reference Link: https://commons.wikimedia.org/wiki/William_Playfair#/media/File:Playfair-piechart.jpg

Image not found

https://sites.msudenver.edu/tpswesternregion/wp-content/uploads/sites/476/2021/11/tps_logo-1.png

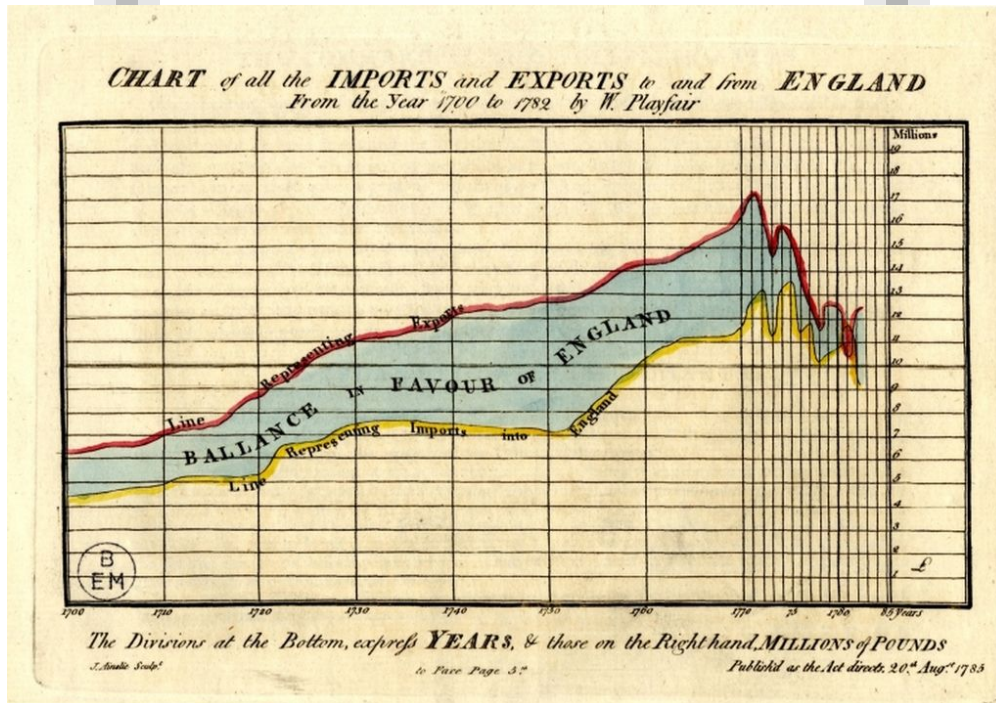
LINEAR CHRONOLOGY, EXHIBITING THE REVENUES, EXPENDITURE, DEBT, PRICE OF STOCKS & BREAD, FROM 1770 TO 1824



Reference Link:

[https://commons.wikimedia.org/wiki/William_Playfair#/media/File:Linear_Chronology,_Exhibiting_the_Revenues,](https://commons.wikimedia.org/wiki/William_Playfair#/media/File:Linear_Chronology,_Exhibiting_the_Revenues,_)

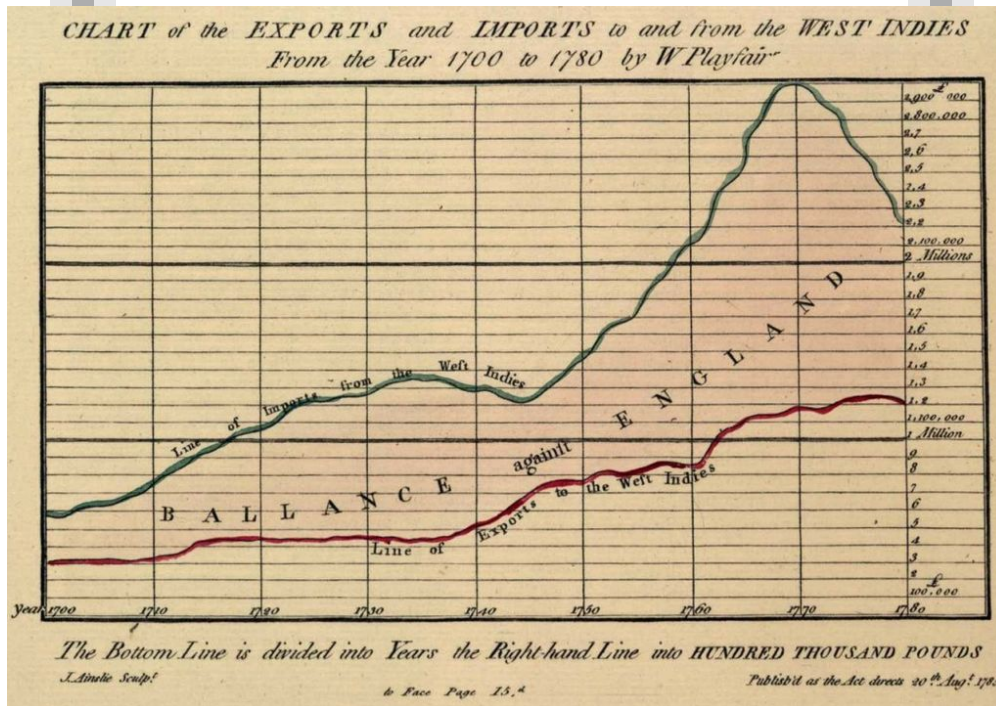
CHART OF ALL THE IMPORT AND EXPORTS TO AND FROM ENGLAND FROM THE YEAR 1700 TO 1782



Reference Link:

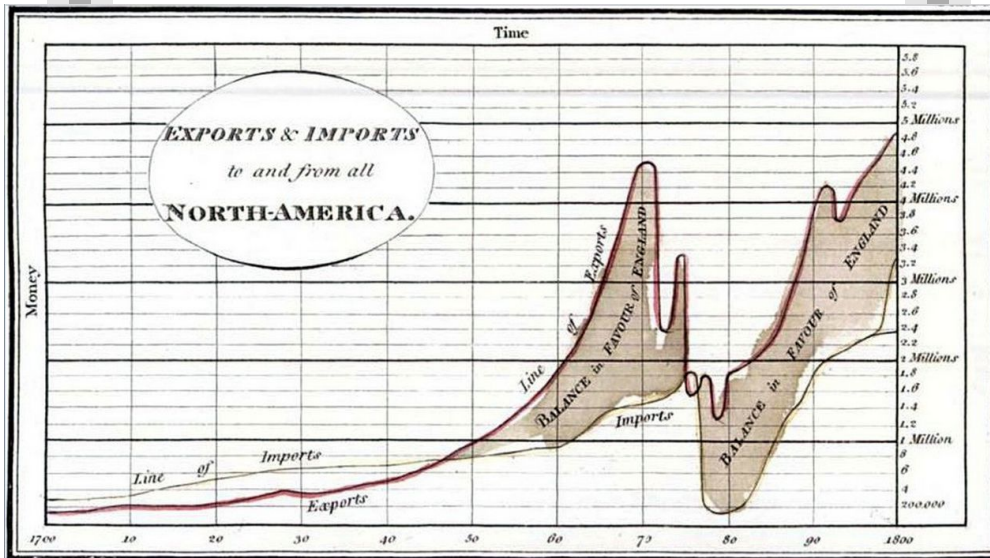
https://commons.wikimedia.org/wiki/William_Playfair#/media/File:1786_Playfair_-_1_Chart_of_all_the_import_and_exports_to_and_from_England_from_the_year_1700_to_1782.jpg

EXPORT & IMPORT TO AND FROM THE WEST INDIES FROM THE YEAR 1700 TO 1780



Reference Link: https://commons.wikimedia.org/wiki/William_Playfair#/media/File:1786_Playfair_-_4_Export_&_Import_to_and_from_the_West_Indies_from_the_year_1700_to_1780.jpg

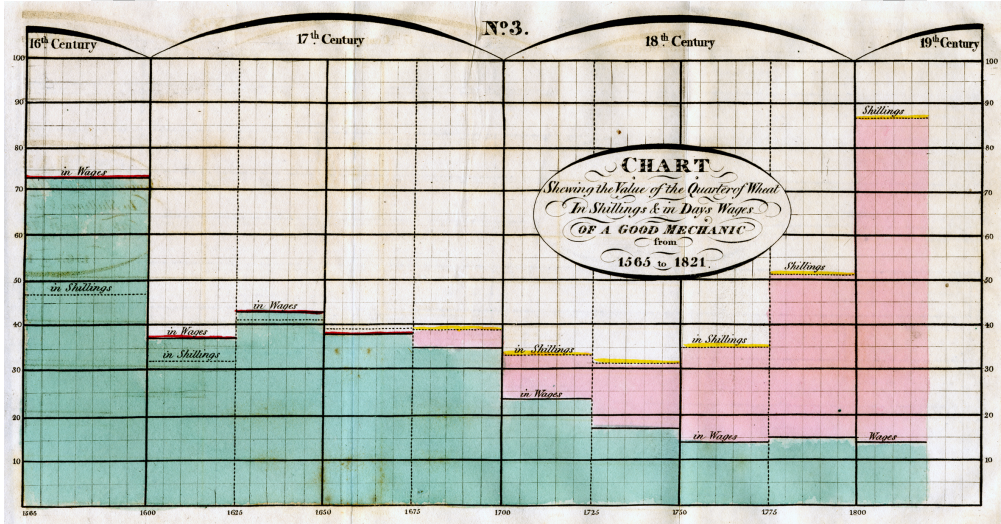
EXPORT & IMPORT TO AND FROM ALL NORTH AMERICA FROM 1700 TO 1800



Reference Link:

[https://commons.wikimedia.org/wiki/William_Playfair#/media/File:1786_Playfair_-_5_Export_&_Import_to_and_from_all_North_America_from_1700_to_1800_\(from_3e_edition,_1801\).jpg](https://commons.wikimedia.org/wiki/William_Playfair#/media/File:1786_Playfair_-_5_Export_&_Import_to_and_from_all_North_America_from_1700_to_1800_(from_3e_edition,_1801).jpg)

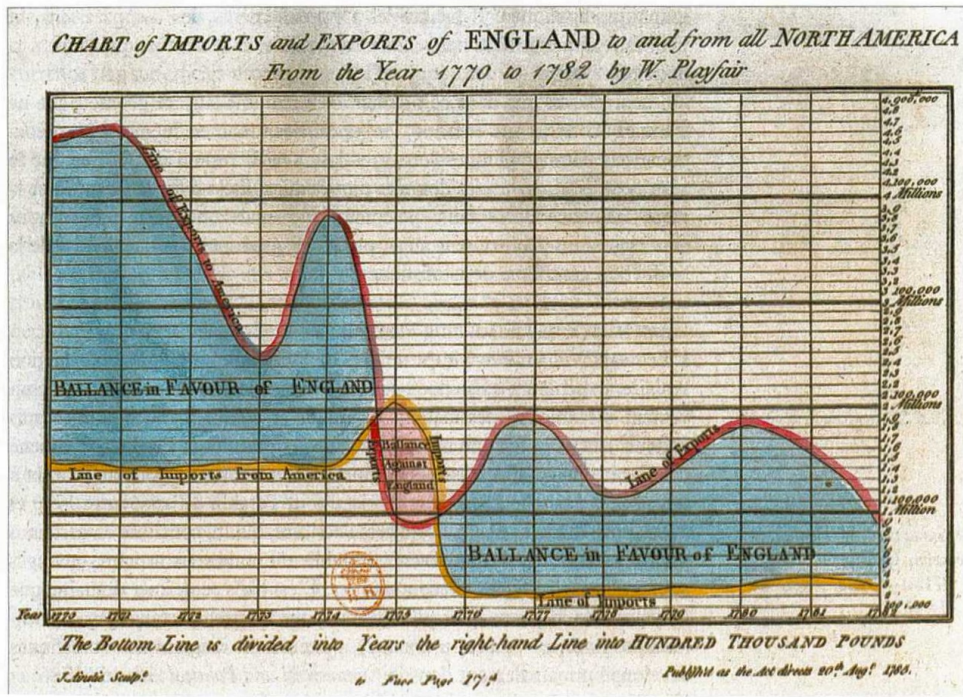
CHART SHEWING THE VALUE OF THE QUARTER OF WHEAT IN SHILLINGS & IN DAYS WAGES OF A GOOD MECHANIC FROM 1565 TO 1821



Reference Link:

https://commons.wikimedia.org/wiki/William_Playfair#/media/File:Chart_Shewing_the_Value_of_the_Quarter_of_Wheat_in_Shillings_and_in_Days_Wages_of_a_Good_Mechanic_from_1565_to_1821

IMPORT AND EXPORTS OF ENGLAND TO AND FROM ALL NORTH AMERICA FROM THE YEAR 1770 TO 1782



Reference Link:

https://commons.wikimedia.org/wiki/William_Playfair#/media/File:1786_Playfair_-_Chart_of_import_and_exports_of_England_to_and_from_all_North_America_from_the_year_1770_to_1782.jpg

POPULATION & REVENUE CHART



Reference Link: https://blogs.loc.gov/inside_adams/2018/06/historical-business-economic-charts-and-graphs/